

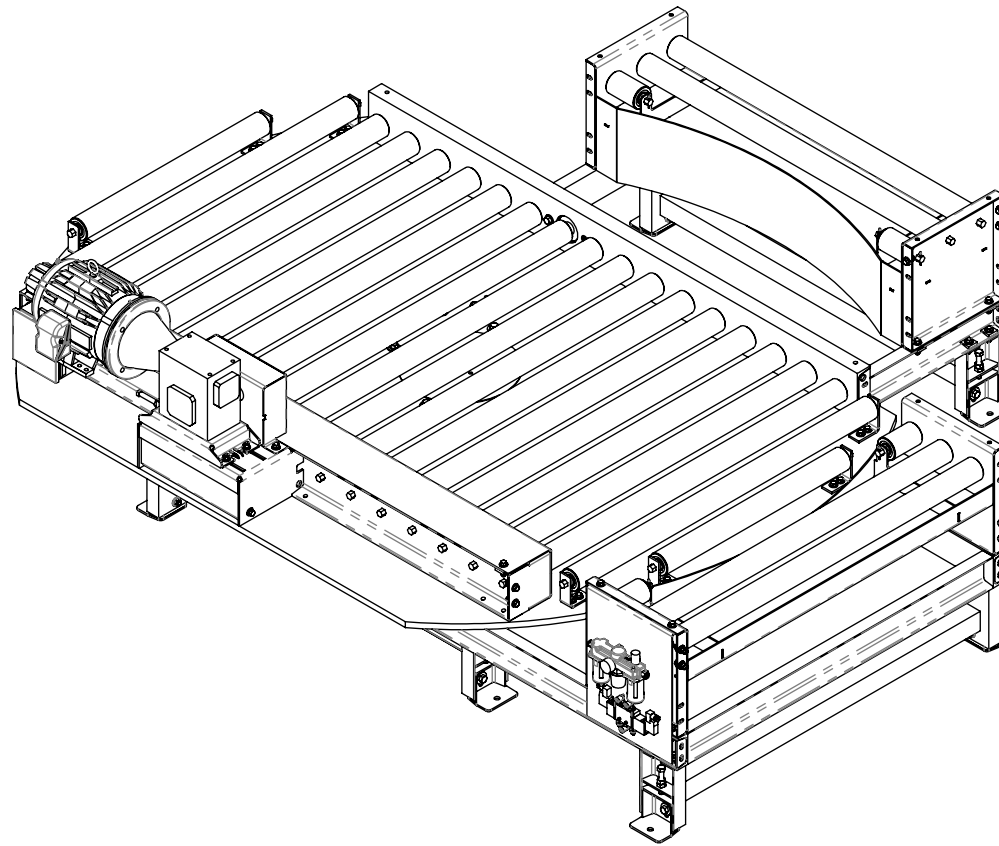
EFFECTIVE WIDTH	MAXIMUM LOAD LENGTH	DIAMETER
24"	27"	43"
30"	32"	52"
36"	36"	61"
42"	45"	70"
48"	50"	79"
51"	54"	84"
54"	54"	84"
60"	63"	97"

**Turntable Capacity: 4000 LBS - Not to exceed CDLR capacity.**

**MODEL:** PP90C26  
**DESCRIPTION:** PP90 TURNTABLE WITH CDLR26

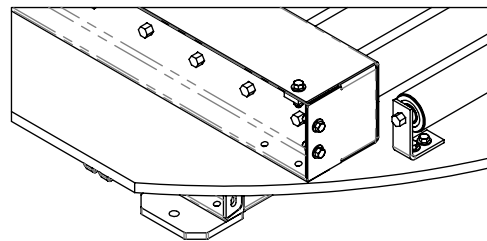
LEWCO, INC. IS COMMITTED TO CONTINUOUS IMPROVEMENT AND RESERVES THE RIGHT TO CHANGE DESIGNS AND SPECIFICATIONS WITHOUT NOTICE.  
 THIS DRAWING MUST NOT BE COPIED, REPRODUCED OR USED FOR ANY PURPOSE WITHOUT THE WRITTEN CONSENT OF LEWCO, INC. ALL RIGHTS RESERVED.



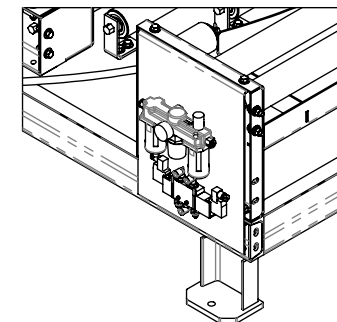


STRUCTURAL CHANNEL  
 JACK-BOLT SUPPORTS FOR  
 ELEVATION 21.5" AND TALLER

**STANDARD SUPPORTS**



FLOOR PADS FOR  
 LOW ELEVATIONS



STRUCTURAL CHANNEL WELDED RISERS  
 FOR ELEVATION UP TO 21.5"  
 (JACK-BOLT SUPPORTS FOR TALLER ELEVATIONS)

MODEL: PP90C26

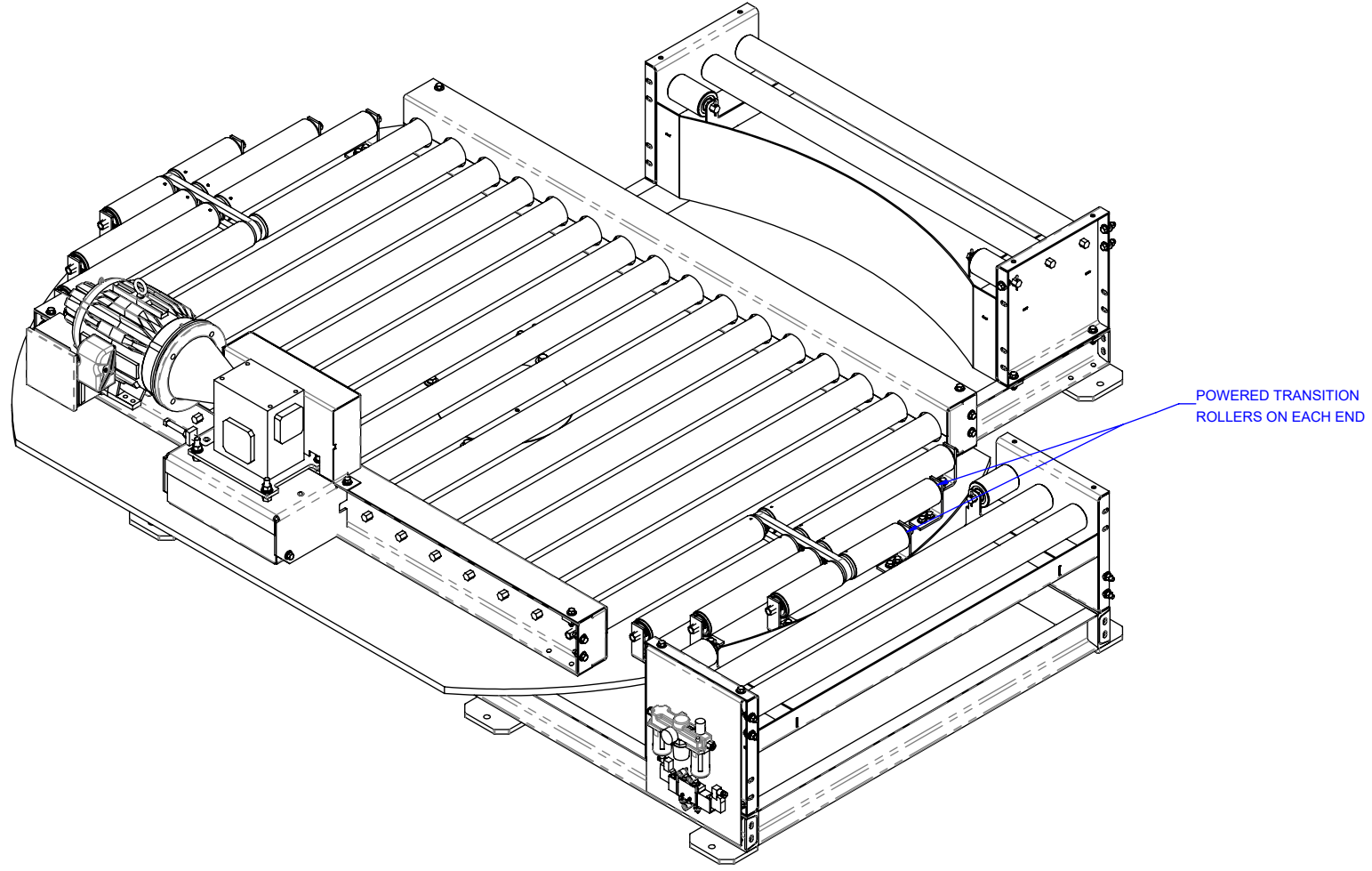
DESCRIPTION: PP90 TURNTABLE WITH CDLR26

LEWCO, INC. IS COMMITTED TO CONTINUOUS  
 IMPROVEMENT AND RESERVES THE RIGHT TO CHANGE  
 DESIGNS AND SPECIFICATIONS WITHOUT NOTICE.

THIS DRAWING MUST NOT BE COPIED, REPRODUCED  
 OR USED FOR ANY PURPOSE WITHOUT THE WRITTEN  
 CONSENT OF LEWCO, INC. ALL RIGHTS RESERVED.



706 LANE ST. SANDUSKY, OH 44870, U.S.A.



**OPTIONS**

**MODEL:** PP90C26

**DESCRIPTION:** PP90 TURNTABLE WITH CDLR26

LEWCO, INC. IS COMMITTED TO CONTINUOUS IMPROVEMENT AND RESERVES THE RIGHT TO CHANGE DESIGNS AND SPECIFICATIONS WITHOUT NOTICE.

THIS DRAWING MUST NOT BE COPIED, REPRODUCED OR USED FOR ANY PURPOSE WITHOUT THE WRITTEN CONSENT OF LEWCO, INC. ALL RIGHTS RESERVED.